



Playground Maintenance Corp. dba  
**Playground Medic**  
146 Broadway  
Hawthorne, NY 10532  
(914)741-2228 Fax (914)747-3965  
Toll Free (866)332-3133  
E-mail: info@playgroundmedic.com

## **PLAYGROUND SAFETY INSPECTION REPORT**

**DATE:** May 16, 2019

**SITE:** Newfield Elementary School  
345 Pepper Ridge Road  
Stamford, CT 06905

**CLIENT:** Stamford Public Schools  
Attention: Rich Lyons  
888 Washington Boulevard  
Stamford, CT 06901

**CONTACT PHONE NO.** 203-977-4105

**DATE OF INSPECTION:** April 25, 2019

**INSPECTOR:** Natale Chionchio  
CPSI Certification # 41619-0521  
Expiration: 5/1/2021

## PURPOSE AND DEFINITIONS

### PURPOSE

The purpose of a Playground Safety Inspection is to:

- \* Evaluate the overall condition of a playground or playgrounds at a given facility
- \* Identify hazardous conditions needing attention
- \* Identify Maintenance issues that the owner should be aware of

### HAZARD DEFINITIONS

**CLASS A HAZARD:** Any condition of the playground that is life threatening or could cause severe, permanent disability.

**CLASS B HAZARD:** Any condition of the playground that could cause a serious but non-disabling injury.

**CLASS C HAZARD:** Any condition of the playground that can cause a slight injury or any condition that may not cause injury but does not meet either the Guidelines in the CPSC "Handbook for Public Playground Safety" or the ASTM F1487 "Standard Consumer Safety Performance Specifications for Playground Equipment for Public Use."

**MAINTENANCE:** Repairs needed or recommendations for improvement

### STRUCTURAL STABILITY

When properly installed as directed by the manufacturer's instructions and specifications, equipment should withstand the maximum anticipated forces generated by active use which might cause it to overturn, tip, slide or move in any way.

Stability of play equipment is tested by digging around equipment footings and checking for deterioration or signs of movement that would indicate structural instability.

### SURFACING

**DEPTH:** The surfacing under and around the playground equipment can be a major factor in determining the injury causing potential of a fall. A fall onto a shock-absorbing surface is less likely to cause a serious injury than a fall onto a hard compacted surface. Inadequate surfacing material is usually a CLASS A HAZARD depending on the surfacing material.

The depth of surfacing material is checked by digging down to the sub base in heavy wear and low wear areas.

**USE ZONE:** The surface under and around a piece of equipment onto which a child falling from or exiting from the equipment would be expected to land. These areas are also designated for unrestricted circulation around the equipment.

Use Zone is checked on all equipment by measurements in accordance with CPSC guidelines.

### CONDITION EXPLANATION

Equipment and surfacing conditions will be identified as "Good", "Fair" or "Poor". This is a general classification and will indicate:

- Good** \* *No Corrective action needed*
- Fair** \* *Some corrective action needed*
- Poor** \* *Extensive corrective action needed*

**NEWFIELD ELEMENTARY SCHOOL  
Area #1**

**Overview**

**This playground is in fair condition. There are equipment and surface hazards and maintenance issues to address.**

**EQUIPMENT INVENTORY  
Large Composite Structure**

**Manufacturer  
Play & Park Structures**





**Freestanding Equipment**  
**MaxClimb Matrix**

**Play & Park Structures**



**MaxClimb Crest**

**Play & Park Structures**



**Log Roll**



**Unknown**



**8ft. Swing Set (4 Bays /8 Belt Seats)**



**GameTime**



**SURFACING MATERIAL**

Poured in Place Rubber  
Engineered Wood Fiber

**MANUFACTURER CONTACT  
INFORMATION**

**Play & Park Structures**  
430 Chestnut Street, Suite 300  
Chattanooga, TN 37402  
888-404-5737  
[www.parkstructures.com](http://www.parkstructures.com)

**GameTime**  
PO Box 680121  
Ft. Payne, AL 35968-0121  
800-633-2394  
[www.gametime.com](http://www.gametime.com)

**GENERAL PLAYGROUND ENVIRONMENT**

**Playground Condition:**

**FAIR**

**Area #** 1

**General Site Conditions**

		<b>Condition</b>	<b>Hazard</b>	<b>Recommendation</b>
1	Playground Location at Facility	Back left side of School		
	Number of footings in area	130		
2	Distance from roads and parking lots	150 feet		
3	Fencing-total, partial, height, type	Total - 6ft.		
4	Traffic or fence hazard	None		
5	Site conditions-level, hill, pitched	Level		
6	Drainage Problems	None		
7	Encroachment of brush or poisonous plants-where	Brush in use zone of swings & log roll	Maint.	Cut back brush to 16ft. from top rail of swings & 6ft. from Log Roll
8	Bees or insects/animals noted	None		
9	Site Amenities-bench, TR, Table Condition	Bench, TR, Table Good		
10	Border/Edging-type	Plastic Ties & Asphalt		
	Condition of edging	Some ties not level	Maint.	Level ties where needed
11	Shade Structure or shade	Roof & trees		
12	<b>Signage</b>			
	Age Appropriate Signs/Stickers?	Yes		
	Equipment Age Appropriate, 2-5, 5-12	5-12 years		

<b>General Site Conditions</b>	<b>Condition</b>	<b>Hazard</b>	<b>Recommendation</b>
Adult Supervision sign or sticker?	Yes		
Warning Signs installed?			
Hard Surface	Yes		
Heat	Yes		
Drawstring/Strangulation	Yes		
Surface Marker signs on uprights?	N/A - PIP Yes - EWF		
Playground Rules & General Information Sign?	No	Maint.	See Notes

### 13 Accessibility

Accessible Entrance 60" wide ?	Yes		
Accessible path to play area ?	Yes		
Accessible surface in use zone?	Yes		

#### Notes:

**It is recommended that signs be installed indicating playground rules and general information.**

**NEWFIELD ELEMENTARY SCHOOL**

**AREA #1 CONDITION REPORT**

	<b>Condition</b>	<b>Hazard Priority</b>	<b>Recommendation</b>
<b>Large Composite Structure (Play &amp; Park)</b>			
<b>Components</b>			
ADA Pedal Pusher	Good		
Pedal Pusher	Good		
Fire Truck Cab	Good		
Ramps (4)	Good		
Swivel Stations (2)	Wheels rattle	Maint.	Lubricate eight wheels
Log Rolls (2)	Good		
Steering Wheels (5)	Good		
Swoop Step Link	Good		
Button Steps (4)	One step loose at bracket	Maint.	Tighten four bolts below step
Double Trapeze Rings	Ten "S" - Hooks wearing	B	Replace ten "S" - Hooks
Twister	Good		
Tic-Tac-Toe Panel	Panel detached at one bolt	Maint.	Replace one bolt & reattach
Music Panel	Two bolts missing	Maint.	Replace two bolts & reattach to panel
Racing Game Panel	Two levers missing	Maint.	Replace two levers
Apex Single Ladder Attach.	Good		
MaxClimb Ridge Top	Good		
Geo Shapes Panel	Two bolts missing	Maint.	Replace two bolts & reattach
Stairs (1)	Stairs over 48" should have barrier rails, not guardrail	C	Consult MFR.
Benches (3)(below)	Good		
Avalanche Triple Slide	Good		
Wiggle Wave Climber	Good		
Access Two Rung Ladder	Good		
Flower Maze Panel	Graffiti on panel	Maint.	Remove graffiti
Talk Tubes (2)	Good		
Smiley Panel	Good		
Radius Chain Net	Small cracks in plastisol	Maint.	Monitor
Transfer Platform	Good		
Bubble Panel	Broken, sharp edges	B	Replace panel
Spin & Win Panel	Good		
Mirror Panel	Good		
Cliff Climbers (2)	One panel warped (high cliff)	Maint.	Monitor
	Incorrect hardware at two bolts (lower cliff)	Maint.	Replace with two manufacturers bolts



**AREA #1 CONDITION REPORT**

		<b>Condition</b>	<b>Hazard Priority</b>	<b>Recommendation</b>
Apex Climbing Attach.		Good		
360° Spiral Hurricane Slide		Good		
Landslide Slide		Good		
Storefront Panel (below Decks (14))		Good		
Surfacing	PIP 2 - 2¾"	Several cracks, holes, edges lifting, tripping hazard Surface worn, repairs have gaps at edges	B	Clean, repair & seal or schedule replacement
Use Zone		Good		
Structural Stability		Good		
<b>Freestanding Equipment</b>				
<b>MaxClimb Matrix (Play &amp; Park)</b>		Good		
Surfacing	EFW 7-9"	Low in spots	B	Top off & level
Use Zone		Good		
Structural Stability		Good		
<b>MaxClimb Crest (Play &amp; Park)</b>		Good		
Surfacing	EFW 7-9"	Good		
Use Zone		Good		
Structural Stability		Good		

**AREA #1 CONDITION REPORT**

		<b>Condition</b>	<b>Hazard Priority</b>	<b>Recommendation</b>
<b>Log Roll (Unknown)</b>		Good		
Surfacing	EWF 8-10"	Good		
Use Zone		Brush in rear use zone 4ft. from unit	Maint.	Re-establish use zone by cutting brush back 6ft. from unit
Structural Stability		Good		
<b>8ft. Swing Set (4Bay/8Belts)(GameTime</b>		Eight belt seats starting to wear	Maint.	Monitor closely
Surfacing	EWF 10-12"	Good		
		Wear mats exposed, tripping hazard	B	Bury/level mats
Use Zone		Inadequate at 14ft. in front & 12ft. in back	B	Extend to 16ft. in front & back
		Brush & branches in use zone	Maint.	Remove brush & trim back branches
Structural Stability		Good		
<b>Environment</b>				
	Border/Edging	Some plastic ties not level	Maint.	Level plastic ties

**Notes:**

**It is the playground owner's responsibility to maintain the test results for the safety surfacing showing that the depth is appropriate for the fall height of the equipment in the playground.**

**Hazard and Maintenance Pictures**  
**Area #1**

**Large Composite Structure (Play & Park)**  
**Swivel Stations (2) - Wheels rattle - MAINTENANCE**



**Button Steps (4) - One step loose at bracket - MAINTENANCE**






**Double Trapeze Rings - Ten "S" - Hooks wearing - CLASS B HAZARD**



**Tic-Tac-Toe Panel - Panel detached at one bolt - MAINTENANCE**



**Music Panel - Two bolts missing - MAINTENANCE**



**Racing Game Panel - Two levers missing - MAINTENANCE**



**Geo Shapes Panel - Two bolts missing - MAINTENANCE**



**Flower Maze Panel - Graffiti on panel- MAINTENANCE**



**Radius Chain Net - Small cracks in plastisol - MAINTENANCE**



**Bubble Panel - Broken, sharp edges - MAINTENANCE**



**Cliff Climbers (2) - One panel warped (high cliff) - MAINTENANCE**





**Cliff Climbers (2) - Incorrect hardware at two bolts (low cliff) - MAINTENANCE**



**Surfacing - Several cracks, holes, edging lifting tripping hazard - CLASS B HAZARD**  
**Surface worn, repairs have gaps at edges - CLASS B HAZARD**






**Freestanding Equipment (Play & Park)**

**Log Roll (GameTime) - Brush in use zone, 4ft. from unit - MAINTENANCE**




**8ft. Swing Set (GameTime) - Eight belt seats starting to wear - MAINTENANCE**



**Surfacing - Wear mats exposed, tripping hazard - CLASS B HAZARD**



**Use Zone - Inadequate, 14ft. in front & 12ft. in back - CLASS B HAZARD**





**Use Zone - Brush & branches overhanging - MAINTENANCE**



**Environment - Some plastic ties not level - MAINTENANCE**



**NEWFIELD ELEMENTARY SCHOOL**  
**Area #2**

**Overview**

This playground is in fair condition. There are surfacing hazards and maintenance issues to address.

**EQUIPMENT INVENTORY**

**Small Composite Structure**

**Manufacturer**

**Play & Park Structures**



**Freestanding Equipment**

**Talk Tubes (2)**

**Miracle Recreation**

**Sign Language Panel**

**Game Time**



**Buck-A-Bout  
GameTime**



**8ft. Swing Set (4Bay/1 Adaptive/6 Belts)**

**Crawl Thru Rock Climber  
Play & Park Structures**



**GameTime**



**SURFACING MATERIAL**

Engineered Wood Fiber

**MANUFACTURER CONTACT  
INFORMATION**

**Miracle Recreation**  
PO Box 420  
Monett, MO 65708  
800-523-4202  
[www.miracle-recreation.com](http://www.miracle-recreation.com)

**GameTime**  
PO Box 680121  
Ft. Payne, AL 35968-0121  
800-633-2394  
[www.gametime.com](http://www.gametime.com)

**Play & Park Structures**  
430 Chestnut Street, Suite 300  
Chattanooga, TN 37402  
800-727-1907  
[www.parkstructures.com](http://www.parkstructures.com)



**GENERAL PLAYGROUND ENVIRONMENT**

Area # 2

**Playground Condition:**

**FAIR**

**General Site Conditions**

	<b>Condition</b>	<b>Hazard</b>	<b>Recommendation</b>
1	Playground Location at Facility	Right side of School	
	Number of footings in area	58	
2	Distance from roads and parking lots	100 feet	
3	Fencing-total, partial, height, type	6ft. Chain link	
4	Traffic or fence hazard	None	
5	Site conditions-level, hill, pitched	Level	
6	Drainage Problems	None	
7	Encroachment of brush or poisonous plants-where	Yes, at back use zone of swings	Maint. Cut back brush to 16ft. From top rail of swings
8	Bees or insects/animals noted	None	
9	Site Amenities-bench, TR, Table	TR, Picnic Table	
	Condition	Fair	
10	Border/Edging-type	Grass, Concrete, Plastic Timbers	
	Condition of edging	Good	
11	Shade Structure	Roof & Trees	
12	<b>Signage</b>		
	Age Appropriate Signs/Stickers?	Yes	
	Equipment Age Appropriate, 2-5, 5-12	5-12 years	
	Adult Supervision sign or sticker?	Yes	
	Warning Signs installed?		
	Hard Surface	Yes	
	Heat	Yes	
	Drawstring/Strangulation	Yes	

<b>General Site Conditions</b>	<b>Condition</b>	<b>Hazard</b>	<b>Recommendation</b>
--------------------------------	------------------	---------------	-----------------------

Surface Marker signs on uprights?

Yes

Playground Rules & General Information Sign?

No

Maint.

See Notes

### 13 Accessibility

Accessible Entrance 36" wide ?

Yes

Accessible path to play area ?

Yes

Accessible surface in use zone?

Yes

#### Notes:

**It is recommended that signs be installed indicating playground rules and general information.**

## NEWFIELD ELEMENTARY SCHOOL

### AREA #2 CONDITION REPORT

		Condition	Hazard Priority	Recommendation
<b>Metal Composite Structure (Play &amp; Park Structures)</b>				
<b>Components</b>				
Small MaxClimb		Good		
Rung Ladder (1)		Good		
Patter Path Link		Loose in footings	Maint.	Install two new footings
Transfer Platform		Good		
Stairs (1)		Good		
Tree Stump Climber		Good		
Balcony Deck with Steering Wheel		Good		
Spiral Step Climber		Good		
Apex Climbing Attachment		Good		
Double Landslide Slide		Good		
Decks (4)		Good		
Roof (1)		Good		
Access Step (1)		Good		
Surfacing	EWF 4-10"	Insufficient No wear mats at slide exits	A C	Add EWF & level See Notes
Use Zone		Good		
Structural Stability		Good		
<b>Freestanding Equipment</b>				
<b>Talk Tubes (2) (Miracle )</b>		Exposed footing, tripping hazard at one talk tube	B	Cover footing with soil or surfacing
Surfacing		N/A		
Use Zone		N/A		
Structural Stability		Good		

**AREA #2 CONDITION REPORT**

		<b>Condition</b>	<b>Hazard Priority</b>	<b>Recommendation</b>
<b>Sign Language Panel (GameTime)</b>		Good		
	Surfacing	N/A		
	Use Zone	N/A		
	Structural Stability	Good		
<b>Buck-A-Bout (GameTime)</b>		Good		
	Surfacing EWF 4-6"	Insufficient	B	Add EWF & level
	Use Zone	Good		
	Structural Stability	Slightly loose	Maint.	Monitor
<b>Rock Tunnel Crawl Thru</b>	<b>(Play &amp; Park)</b>	One hand/foot hold cracked	Maint.	Replace one hand/foot hold
	Surfacing EWF 0-2"	Insufficient	A	Add 6-8" of EWF & level
	Use Zone	Good		
	Structural Stability	Good		
<b>8ft. Swing Set (4Bay/6Belt/1Adapt.) (GameTime)</b>		Good		
	Surfacing EWF 0-6"	Insufficient	A	Add EWF & level
		Felt liner exposed, tripping hazard	B	Cover felt liner with EWF
		Tree root, tripping hazard	B	Remove roots
		Wear mats not level, tripping hazard	B	Bury/level wear mats
	Use Zone	Brush in use zone	Maint.	Remove brush from use zone
		Inadequate at back due to brush 6ft. away	Maint.	Cut back all brush to 16ft. from center post of swing set
	Structural Stability	Good		

**AREA #2 CONDITION REPORT**

<b>Condition</b>	<b>Hazard Priority</b>	<b>Recommendation</b>
------------------	----------------------------	-----------------------

---

**Notes:**

**There are no wear mats at the slide exits. ADA requires wear mats for accessibility and the prevention of holes at the slide exits.**

**It is the playground owner's responsibility to maintain the test results for the safety surfacing showing that the depth is appropriate for the fall height of the equipment in the playground.**

**Hazard and Maintenance Pictures**  
**Area #2**

**Metal Composite Structure (Play & Park Structures)**  
**Patter Path Link - Loose in footings - MAINTENANCE**



**Surfacing - No wear mats at slide exits - CLASS C HAZARD**



**Freestanding Equipment**

**Talk Tubes (2)(Miracle) - Exposed footing, tripping hazard at one talk tube -**

**CLASS B HAZARD**



**Buck-A-Bout (GameTime) - Structure slightly loose - MAINTENANCE**



**Crawl Thru Rock Climber (Play & Park) - One hand/foot hold cracked - MAINTENANCE**



**Surfacing - Insufficient at 0-2" - CLASS A HAZARD**



**8ft. Swing Set (3Bay/6Belt/1Adapt.)(GT) - Tree roots exposed, tripping hazard - CLASS B HAZARD**



**8ft. Swing Set (3Bay/6Belt/1Adapt.) - Felt exposed, tripping hazard - CLASS B HAZARD**



**8ft. Swing Set (GameTime) - Wear mats not level, tripping hazard - CLASS B HAZARD**







**8ft. Swing Set - Brush encroaching in use zone - MAINTENANCE**



**Use Zone - Inadequate at back due to brush 6ft. away - MAINTENANCE**

