



Stamford, CT Site Survey

Proposed Soofa Sign Locations

Patricia Swingle
Director Of Operations
patty.swingle@soofadigital.com



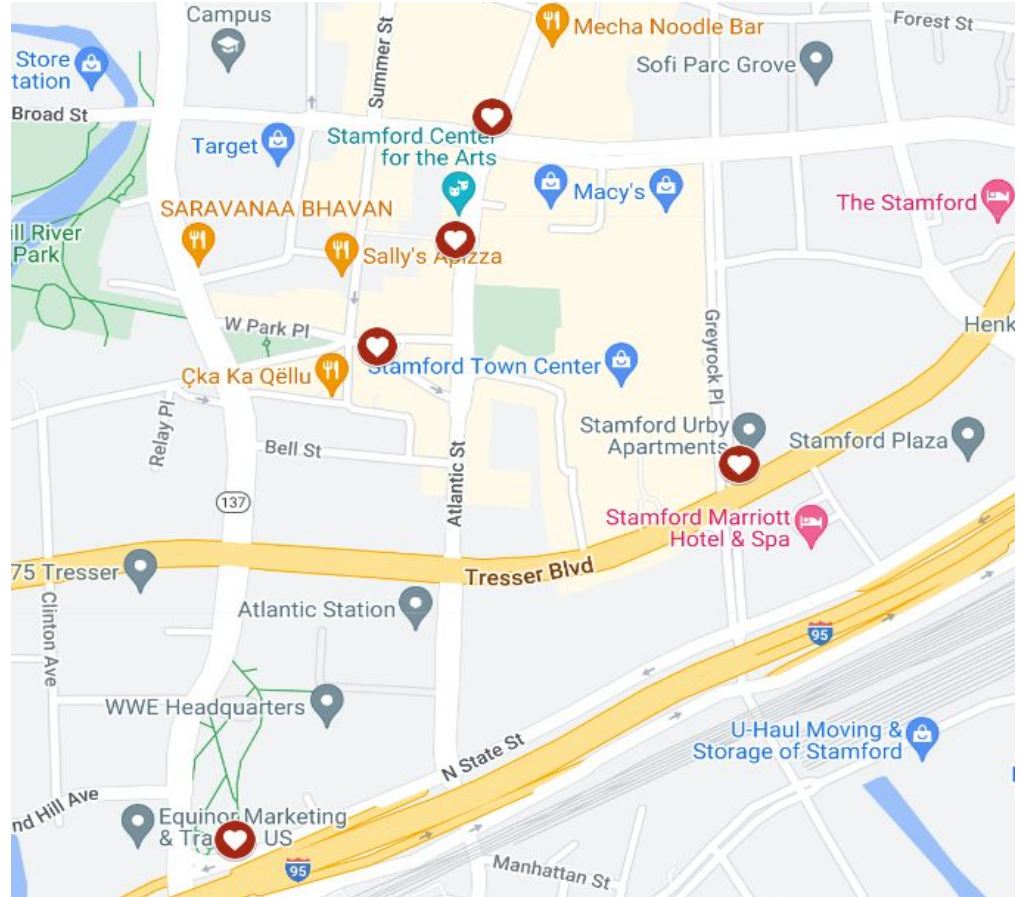
Location

Soofa Sign



Proposed Locations:

1. 677 Washington Boulevard
2. 6 Bedford St
3. 73 Atlantic st
4. 15 Bank St
5. 1 Greyrock Pl



Washington Boulevard

677

41.047994718164716, -73.5423524530333

Sign is placed at red arrow. Sign screen faces direction of red arrow (left image),
Facing: South East



Bedford St 6

41.05548650151653, -73.5389643455958


Sign is placed at red arrow. Sign screen faces direction of red arrow (left image),
Facing: North East



Atlantic st 73

41.054263933768546, -73.53949829808371

Sign is placed at red arrow. Sign screen faces direction of red arrow (left image),
Facing: East



Bank St 15

41.053120145571555, -73.54047476661559

Sign is placed at red arrow. Sign screen faces direction of red arrow (left image),
Facing: South East



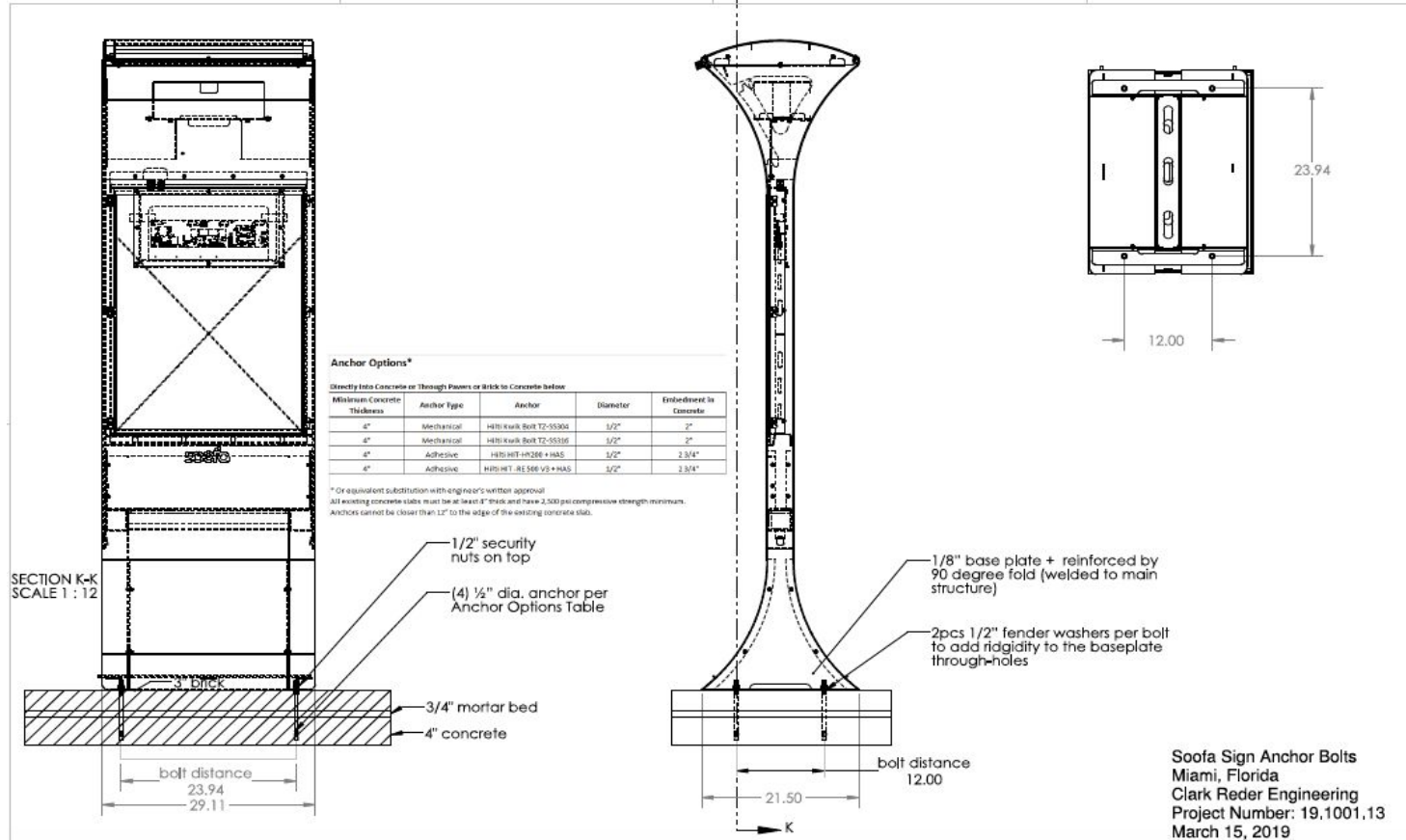
Greyrock Pl 1

41.05190018688227, -73.53582649195151

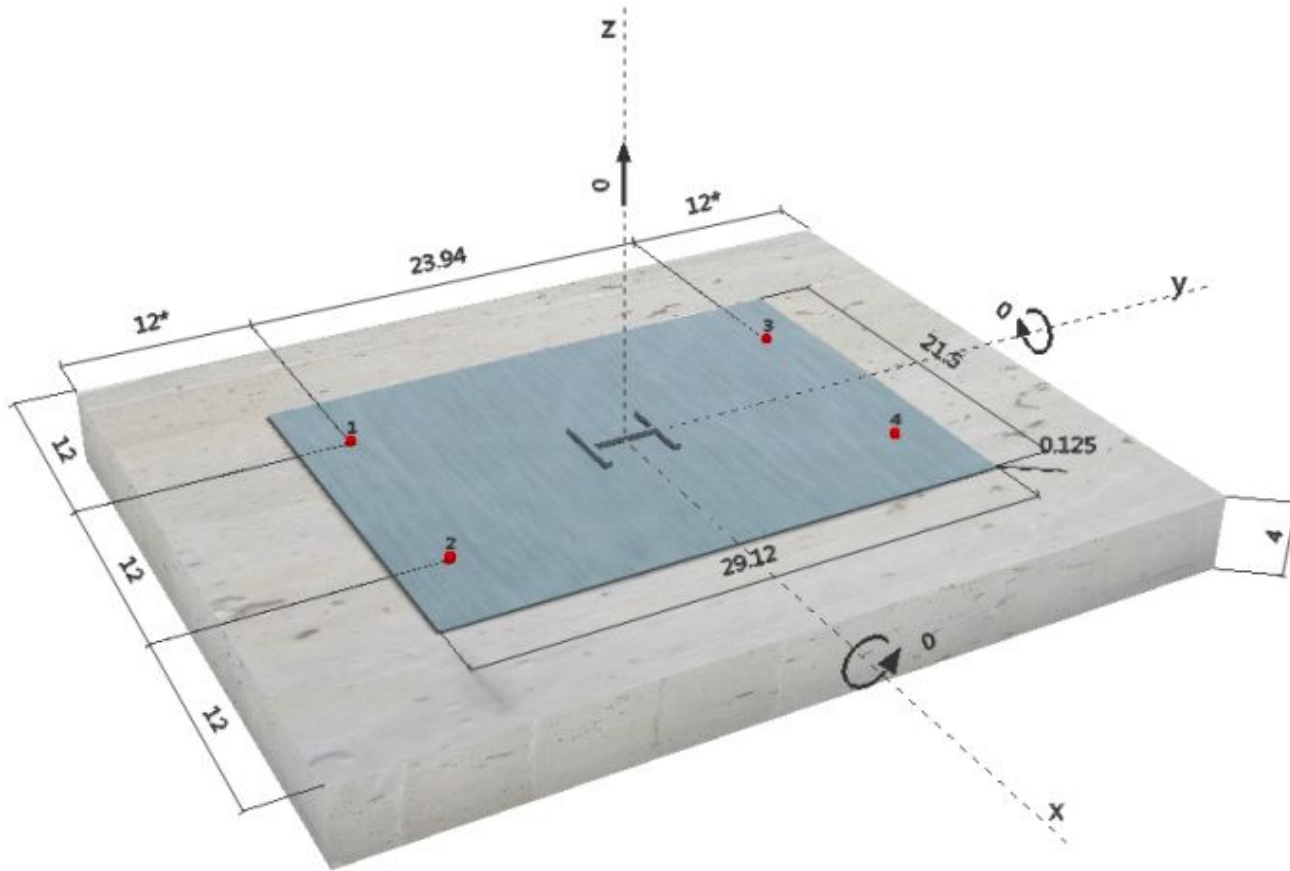
Sign is placed at red arrow. Sign screen faces direction of red arrow (left image),
Facing: North West



Sign Dimensions



Concrete Pad Requirements



Overall Pad Dimensions:

L: 47.94 Inches

W: 36 Inches

D: 4 Inches

Recommendations:

Pour pad so that it is level with surrounding surfaces to avoid trip hazards

All areas of the concrete pad must be at least 4 inches thick, if this is not followed, the integrity of the anchors will be compromised.