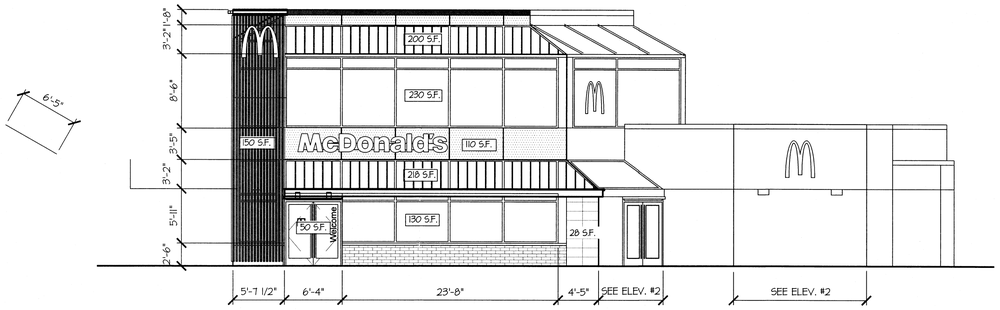

1 ELEVATION #1

SCALE: 1/8" = 1'-0"

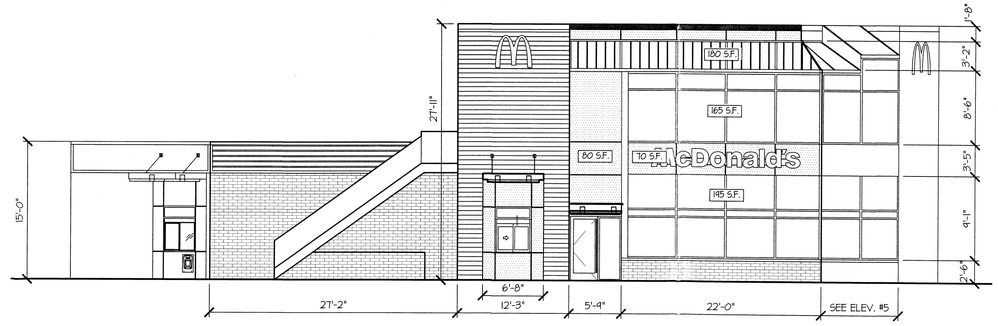

4 ELEVATION #4

SCALE: 1/8" = 1'-0"

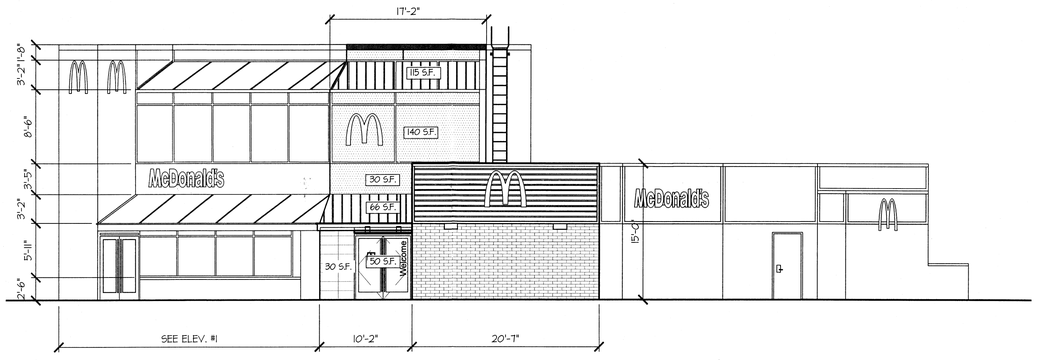

2 ELEVATION #2

SCALE: 1/8" = 1'-0"

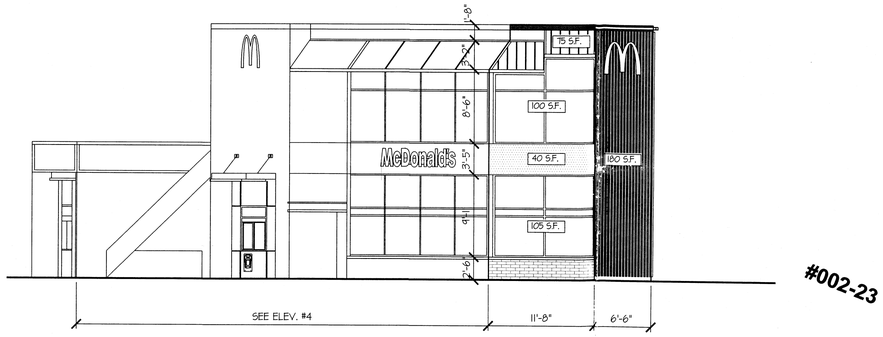

#002-23

5 ELEVATION #5

SCALE: 1/8" = 1'-0"

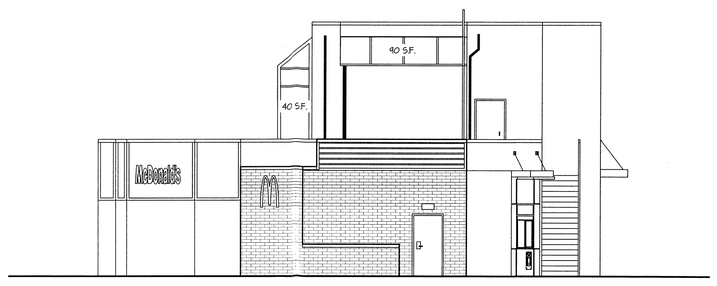

3 ELEVATION #3

SCALE: 1/8" = 1'-0"

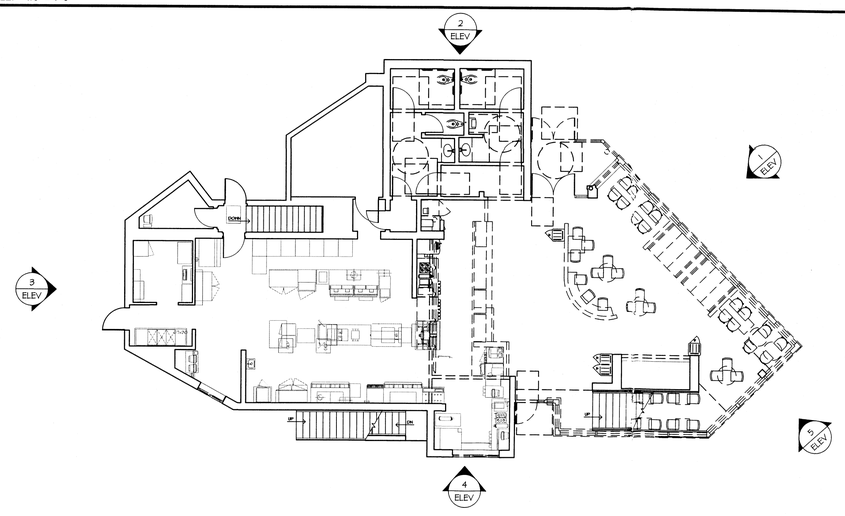

6 KEY PLAN

SCALE: N.T.S.

McDonald's

REVISIONS		
#	DESCRIPTION	DATE

STATE OF CONNECTICUT
ROBERT C. GOLDMAN
No. 7231
LICENSED ARCHITECT

PROFESSIONAL CERTIFICATION:
I HEREBY CERTIFY THAT THESE DOCUMENTS WERE PREPARED OR APPROVED BY ME, AND THAT I AM A DULY LICENSED ARCHITECT UNDER THE LAWS OF THE STATE OF CT
LICENSE NO. 7231
EXPIRATION DATE: 07/31/23

CDG
The Chesapeake Design Group
Architects, Incorporated

419 North Charles Street
Baltimore, Maryland 21201
t: 410.837.3622
f: 410.837.3621

SITE ADDRESS:
STAMFORD
1103 E. MAIN STREET
STAMFORD, CT 06902
SITE ID# 006-0160 NSN# 00000

PREPARED FOR:
McDonald's USA, LLC

These drawings and specifications are the confidential and proprietary property of McDonald's USA, LLC and shall not be copied or reproduced without written authorization. The contract documents were prepared for use on this specific site in conjunction with its issue date and are not suitable for use on a different site or at a later time. Use of these drawings for reference or example on another project requires the services of properly licensed architects and engineers. Reproduction of the contract documents for reuse on another project is not authorized.

DRAWING NAME: ELEVATIONS		
DRAWN BY: IPG	DESIGN BY: CDG	DATE: 09/08/22
CHECKED BY: CDG	SCALE: AS NOTED	SHEET:
PROJECT # 20MRP08	PAGE # A-200-00	

ELEVATIONS_10-19-21.dwg 11/3/2021 ISKRA A-200-00