

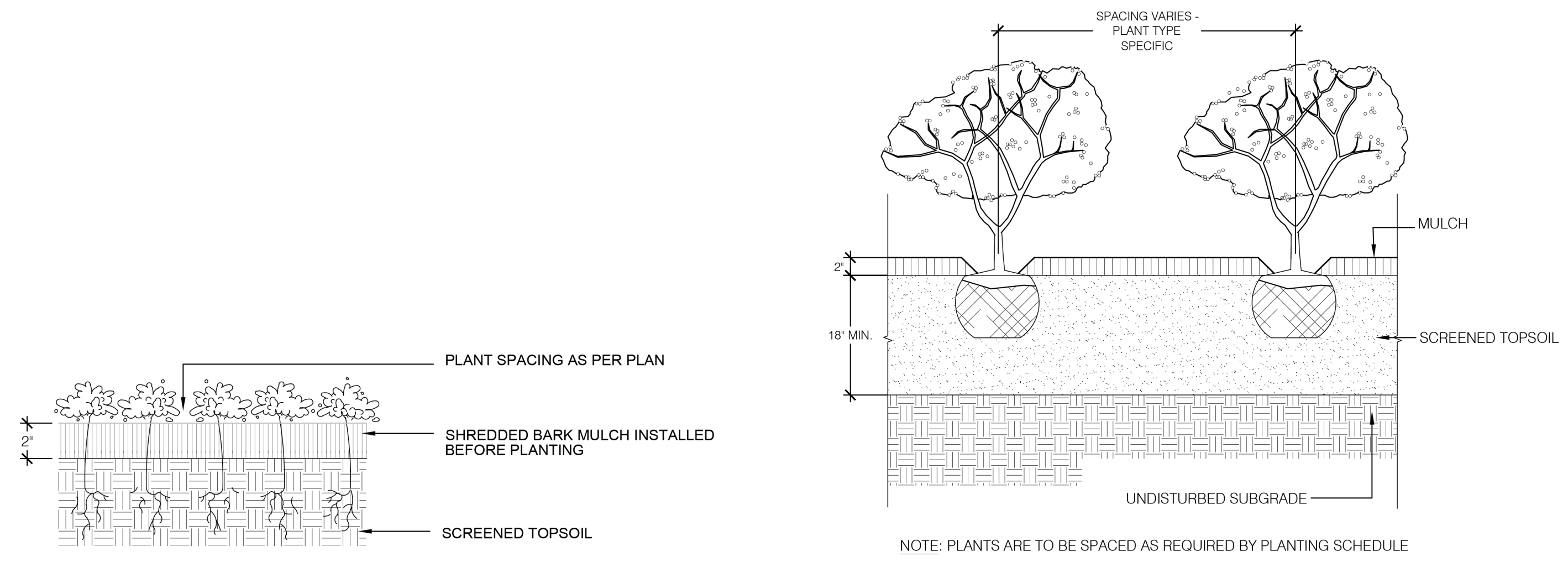
1 LANDSCAPE SITE PLAN

SCALE: 1"=20'-0"

PLANTING SCHEDULE

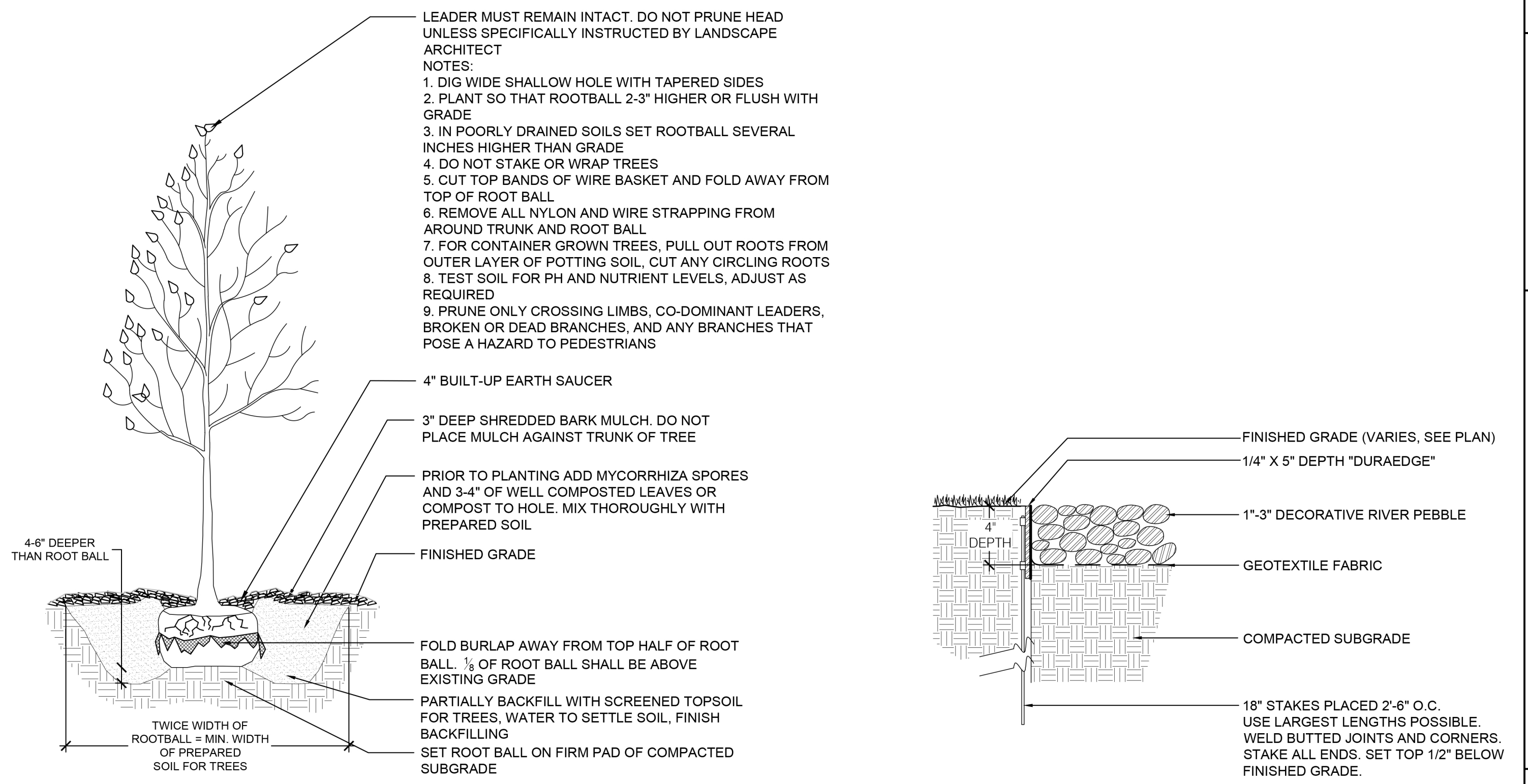
SYM	QTY.	BOTANICAL NAME	COMMON NAME	ROOT	MIN. SIZE	COMMENTS	MATURE SIZE
<b>TREES</b>							
AG	4	Amelanchier x grandiflora 'Autumn Brilliance'	Autumn Brilliance Serviceberry	B&B	2.5-3" Cal.	Specimen, single trunk	15-20' H x 10-15' W
AS	1	Acer saccharum 'Green Mountain'	Green Mountain Sugar Maple	B&B	3.5-4" Cal.	Full, Branching 6' clear	50-60' H x 40-50' W
LF	3	Liriodendron tulipifera 'Fastigiatum'	Columnar Tulip Tree	B&B	3.5-4" Cal.	Full, Branching 6' clear	40-50' H x 15-20' W
LT	1	Liriodendron tulipifera	Tulip Tree	B&B	3.5-4" Cal.	Full, Branching 6' clear	70-90' H x 35-50' W
QA	5	Quercus acutissima	Sawtooth Oak	B&B	3.5-4" Cal.	Full, Branching 6' clear	40-60' H x 40-60' W
<b>SHRUBS</b>							
IG	15	Ilex glabra 'Shamrock'	Shamrock Inkberry	B&B	24" H x 24" W	Full, Heavy	3-4' H x 3-4' W
IN	9	Ilex 'Nellie Stevens'	Nellie Stevens Holly	B&B	5-6' HT	Full, Heavy; 5'-0" O.C.	10-12' HT, HEDGED
<b>PERENNIALS AND GROUNDCOVER</b>							
IV	12	Itea virginica 'Henry's Garnet'	Henry's Garnet Sweetspire	CONT	#3		3-5' H x 4-6' W
LM	185	Liriope Muscari 'Big Blue'	Big Blue Lilyturf	CONT	#1	Spacing 18" O.C.	18-24" H x 18-24" W

PLANTING NOTES:  
 1. NELLIE STEVENS HOLLY PLANTINGS ALONG EXISTING BUILDING TO BE PLANTED FOLLOWING SLOPE.  
 FUTURE PRUNING SHALL BE PERFORMED TO MAINTAIN CONSISTENT, LEVEL HEDGE.



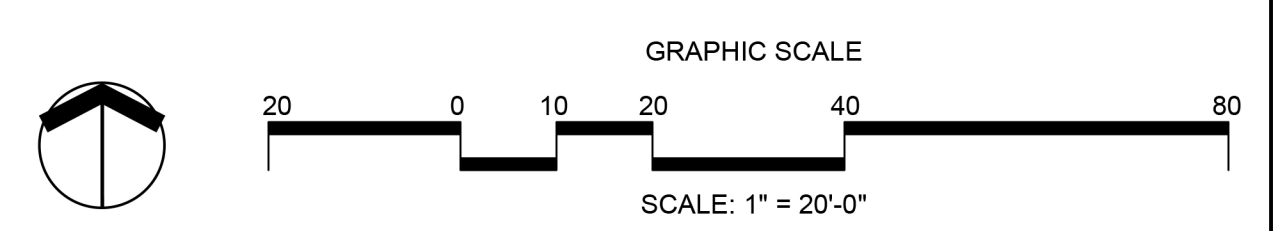
2 TYPICAL GROUNDCOVER PLANTING SPL-1.0 SCALE: NTS

3 TYPICAL SHRUB PLANTING SPL-1.0 SCALE: NTS



4 TYPICAL TREE PLANTING SPL-1.0 SCALE: NTS

5 STONE DRIP EDGE SPL-1.0 SCALE: NTS



NO.	DATE	ISSUE
7		
6		
5		
4		
3	21.04.21	REVISED PER ZONING COMMENTS
2	20.12.23	ISSUED
1		

LANDSCAPE SITE PLAN AND DETAILS

DATE: 2020.12.23  
 SCALE: AS NOTED

SPL-1.0