




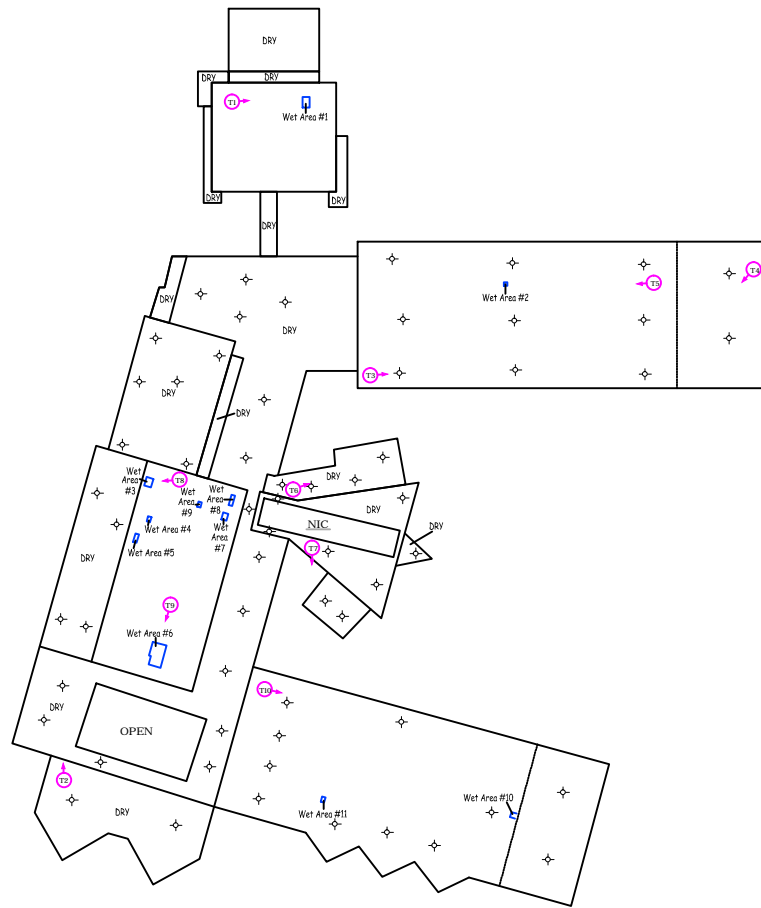


Areas: Total of All Roofs
 (in approximate square feet)
 Square Footage of Roof Inspected: 85,698
 Square Footage of Suspected Wet Area: 208
 Percentage of Suspected Wet Area: <1%

Legend	
	EXPANSION JOINT
	THERMOGRAM
	NOT IN CONTRACT
	SUSPECTED WET INSULATION
	DRAIN



INFRA-RED ROOF MOISTURE ANALYSIS



IR ANALYZERS
Vector Mapping
 INFRARED • ELD FUSION • NUCLEAR

P: (800) 875-1964 • F: 866-936-3522 • email: info@iranalyzers.com
 NATIONWIDE SERVICE

VIKING CONSTRUCTION
 BRIDGEPORT, CT
 NEWFIELD ELEM.
 STAMFORD, CT

SCALE: 1/32"=1'-0"

DATE: 05-08 & 09-19

PAGE: 1 OF 1

DRAWN BY: DMR
 JOB#: 19231X10